



SHENGLONG







SNX thermal magnetic circuit breaker



Intelligent Switchboards
and Switchgear



Intelligent Energy Management
and Components



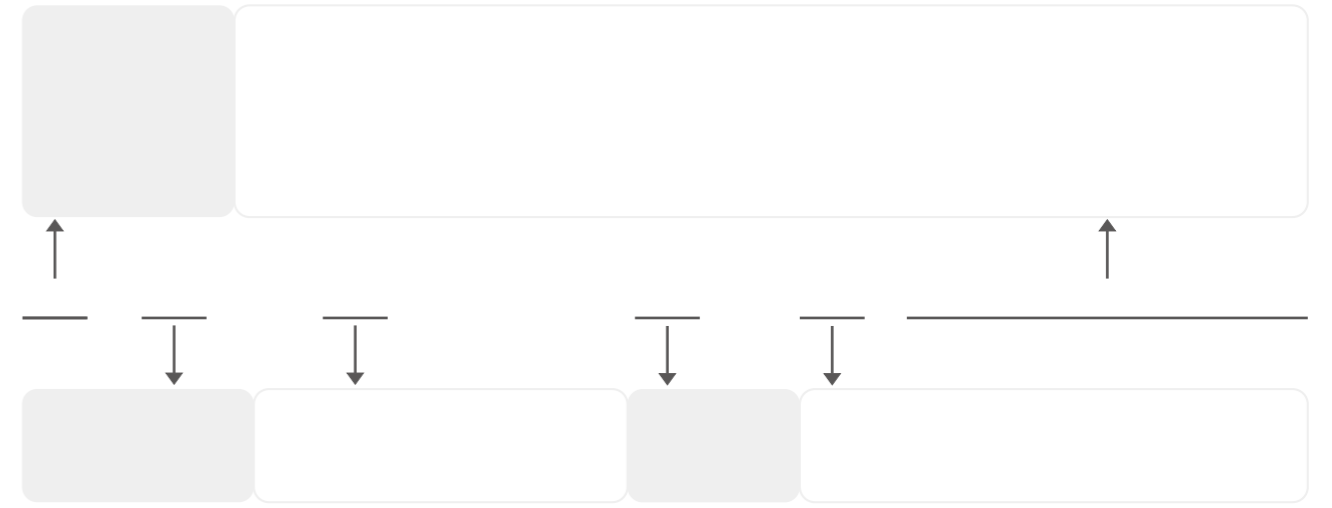
Power and Energy
EPC Services



Intelligent Operations
and Maintenance System

Founded in 1979, Shenglong Electric is a leading company in the field of smart grid and intelligent energy management. We are committed to providing clients with comprehensive industry solutions of Intelligent Energy System Planning and Design, Intelligent Transmission and Distribution Equipment Manufacturing, Internet-based Power and Energy Engineering, Procurement, and Construction (EPC) services, and Operations and Maintenance services, helping clients improve the safety, reliability, and intelligence level of power and energy systems, as well as improving energy efficiency and reducing carbon emissions. We operate more than 50 countries and have built a sales and service network in over 30 countries all over the world. We have over 7000 employees, and were honored as Top 500 Asia Brand in 2013.

Shenglong Electric has 42 subsidiaries and factories, and 2 research institutes in China. We have five core offices in major cities of China including Beijing, Wuhan, Shanghai, Guangzhou, and Chongqing. The Beijing office, the Intelligent Business center at Greenland Center, which is called the tallest building in the country, has a world-leading smart office system, which are developed by Shenglong. Our Beijing plant, located at the Zhongguancun Technology Park, is a leading research and industrial base for intelligent power distribution and Internet-based energy solutions.



Init	Unit	Data			
Rated voltage					
Rated frequency					
Rated power frequency withstand voltage(1min)					
Rated lightning impulse withstand voltage(peak)					
Rated current					
Rated short circuit breaking current					
Rated short-time withstand current					
Rated peak withstand current					
Rated short circuit making current (peak)					
Rated dynamic stable current					
Rated single/back to back capacitor bank breaking current					
Rated short circuit current duration					
Rated short-circuit current breaking times	times	50(40kA and above 30)			
Switching time/arcingtime					
Rated operating sequence					
Rated operating voltage					
Percentage of DC component of rated short-circuit breaking current					
mechanical life	times				

Init	Unit	Data			
Contact opening distance					
Contact pressure spring travel					
Interphase center distance					
Opening and closing different periods					
Contact closing bounce time					
Opening rebound amplitude					
Average opening speed (6mm after opening)					
Average closing speed (6mm before closing)					
Opening time (at rated operating voltage)					
Closing time (at rated operating voltage)					
Main loop resistance					
Allowable wear thickness of dynamic and static contacts					

Init	Unit	Data			
Rated power of energy storage motor					
Rated voltage of energy storage motor					
Energy storage time					
Closing coil voltage					
Opening coil voltage					
Closing coil current					
Opening coil current					

Init		Unit	Data
------	--	------	------

--	--	--	--

--	--	--	--

--	--	--	--

--	--	--	--

--	--	--	--

Notes: a. The breaker with rated current 3150A must install fan to cool
 b. As standard of GB1984-2003 the E2 grade electrical endurance shall have 274 times of breaking short circuit current.

Init		Unit	Data
------	--	------	------

--	--	--	--

--	--	--	--

--	--	--	--

--	--	--	--

--	--	--	--

--	--	--	--


Init		Unit	Data
------	--	------	------

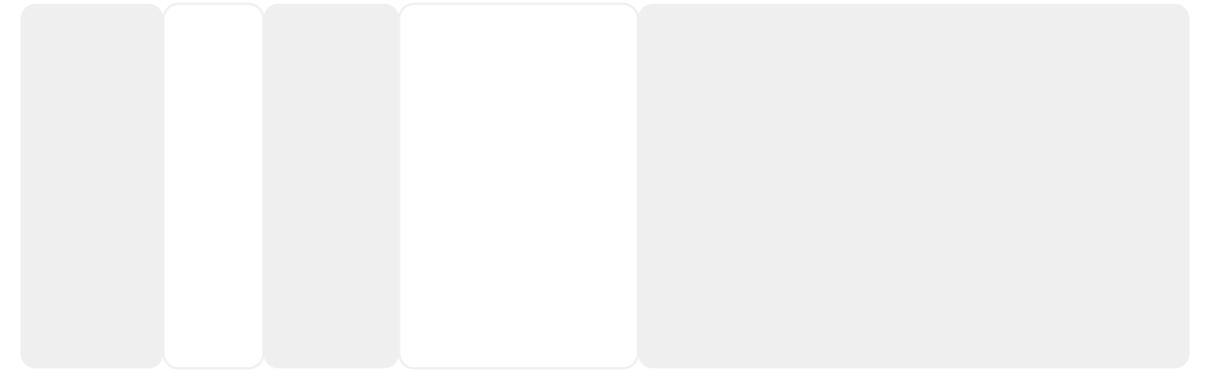
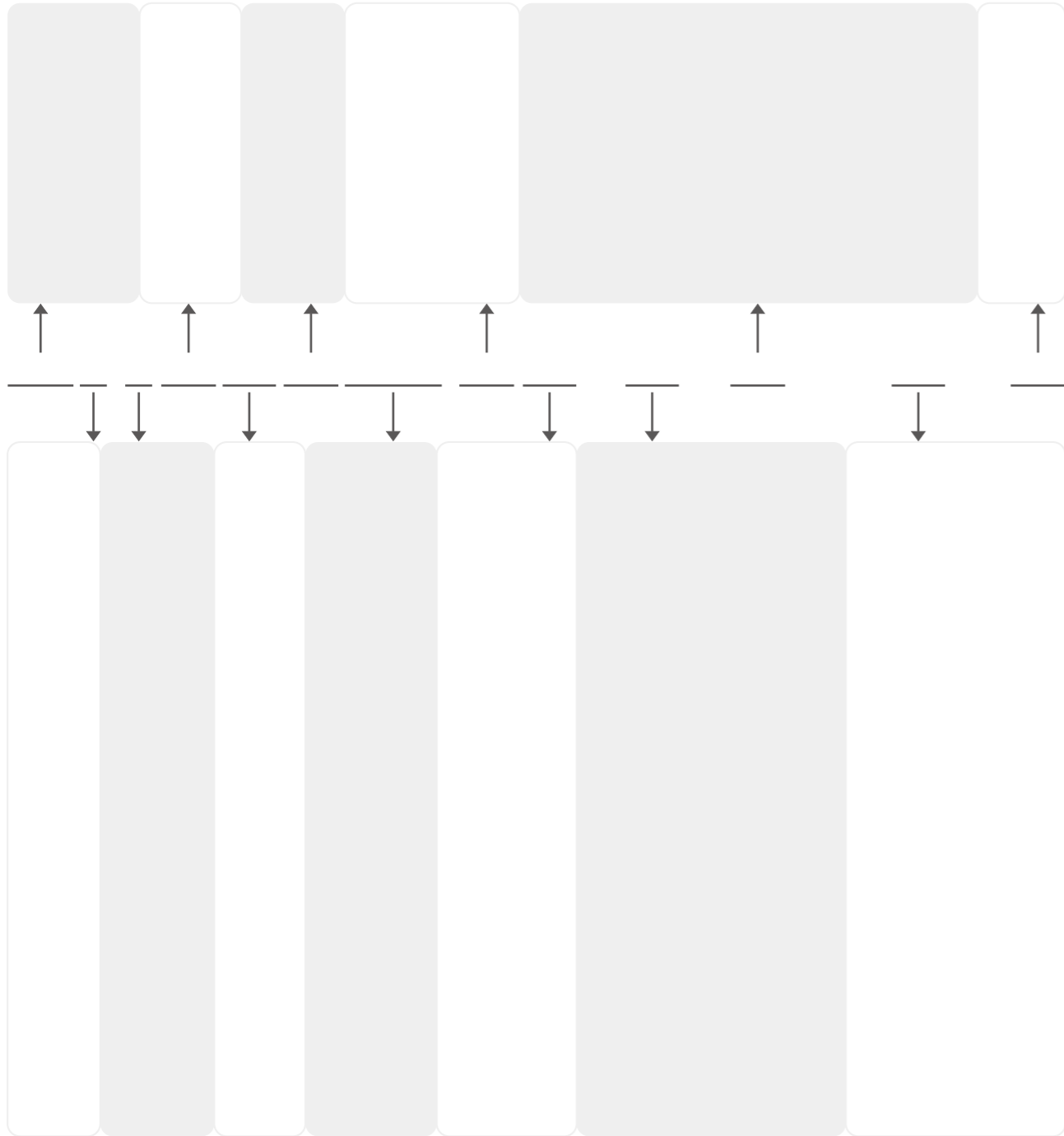
--	--	--	--

--	--	--	--

--	--	--	--

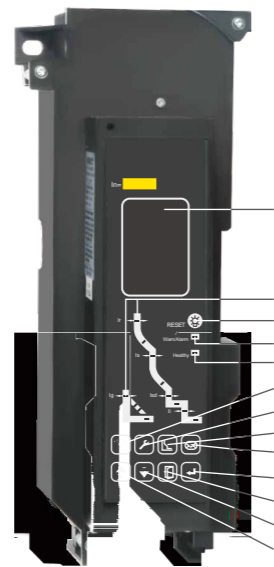
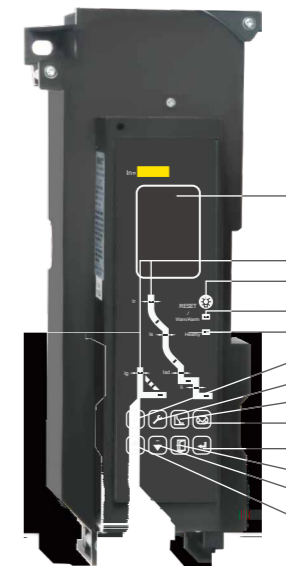
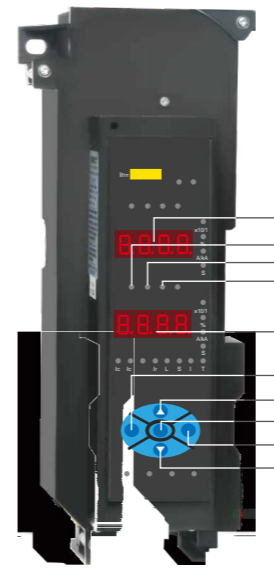
--	--	--	--

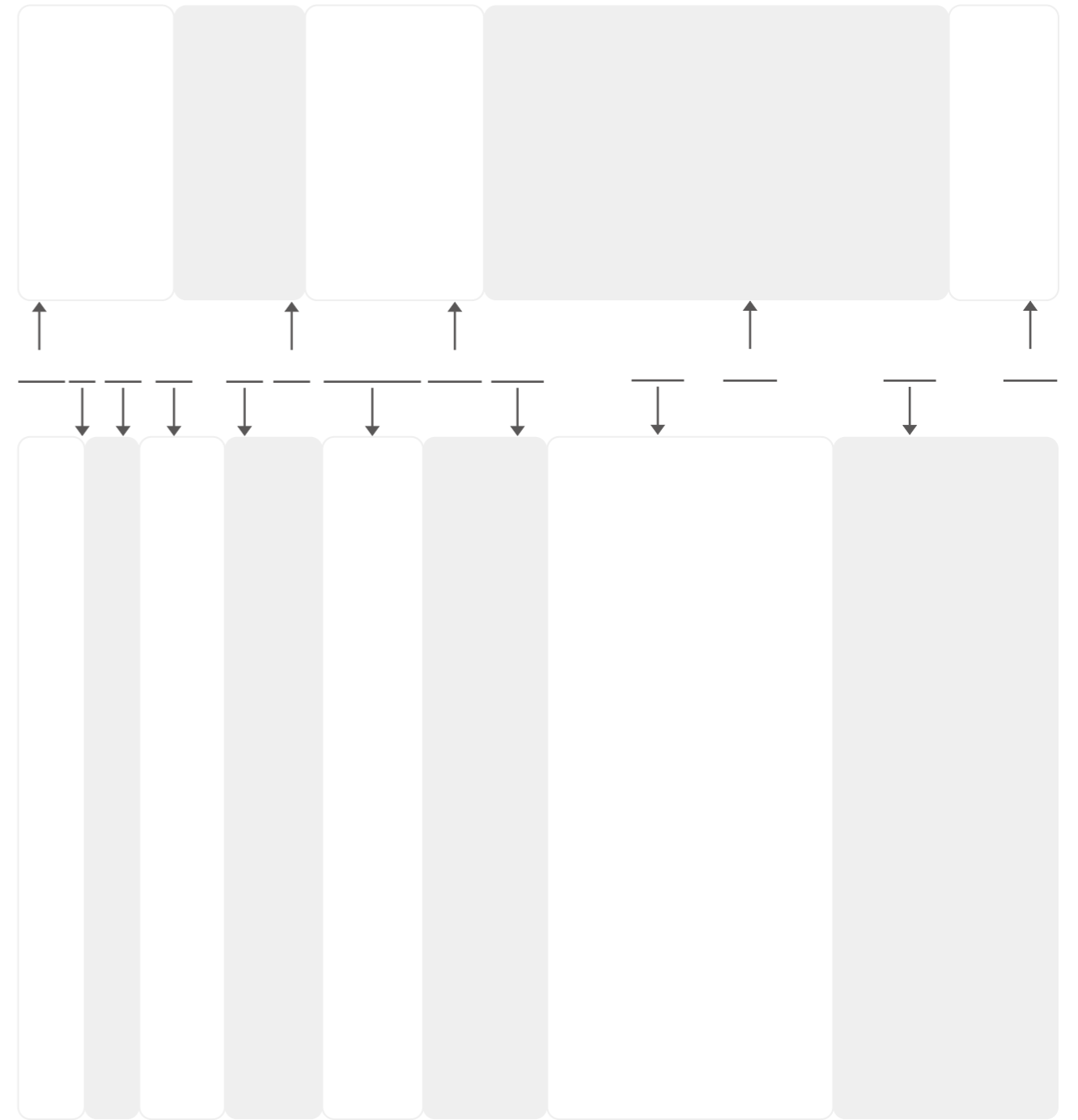
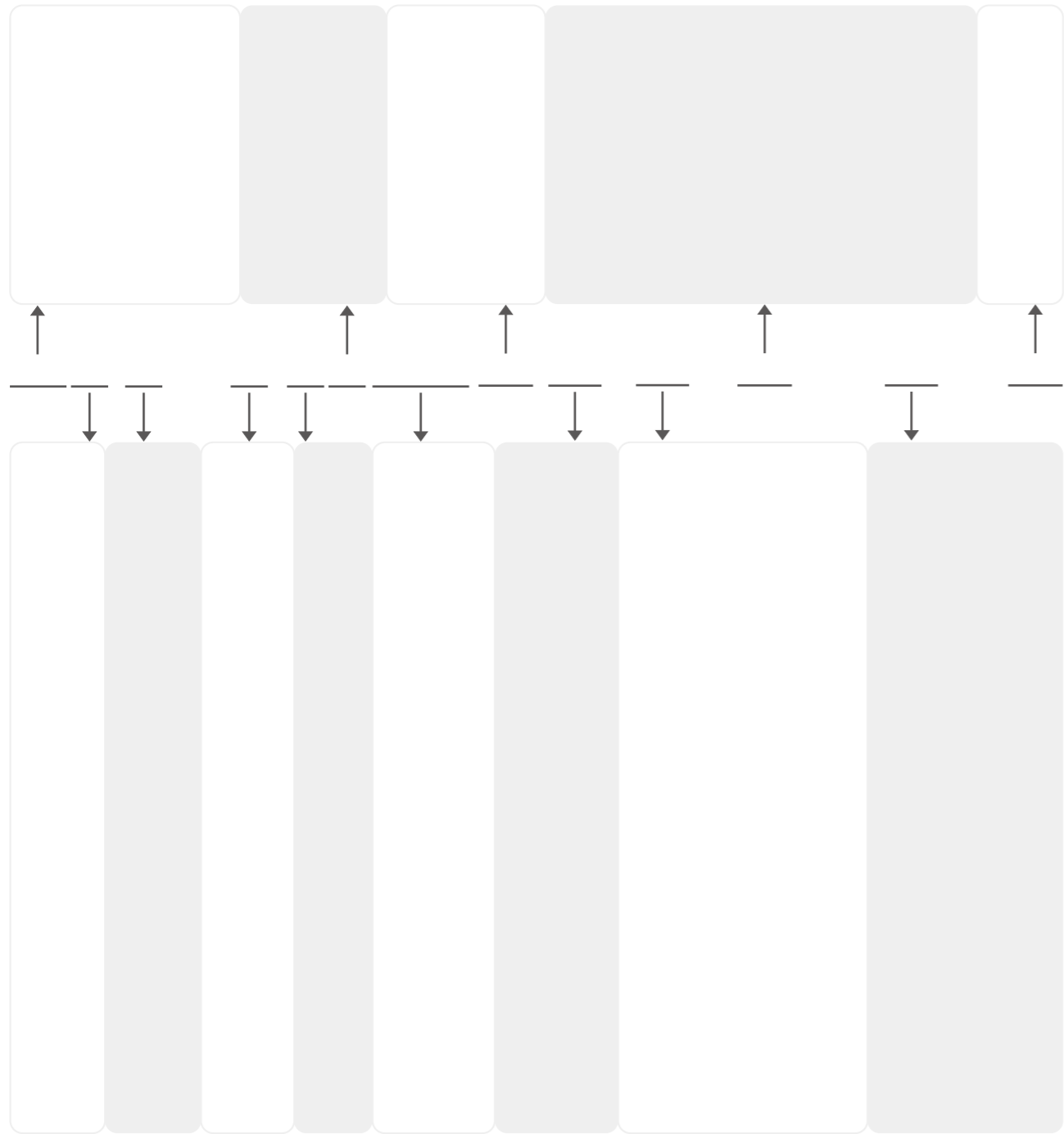




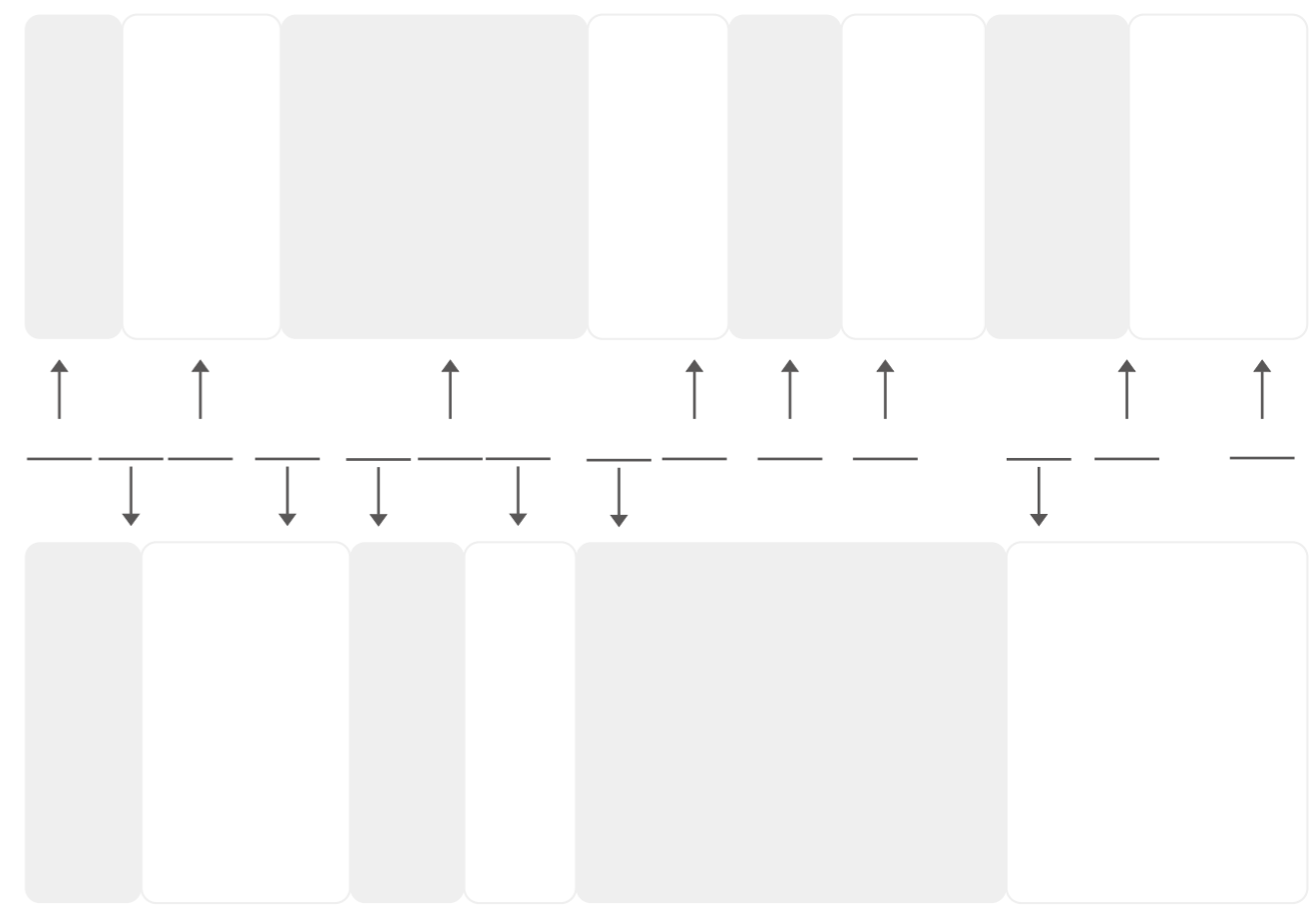
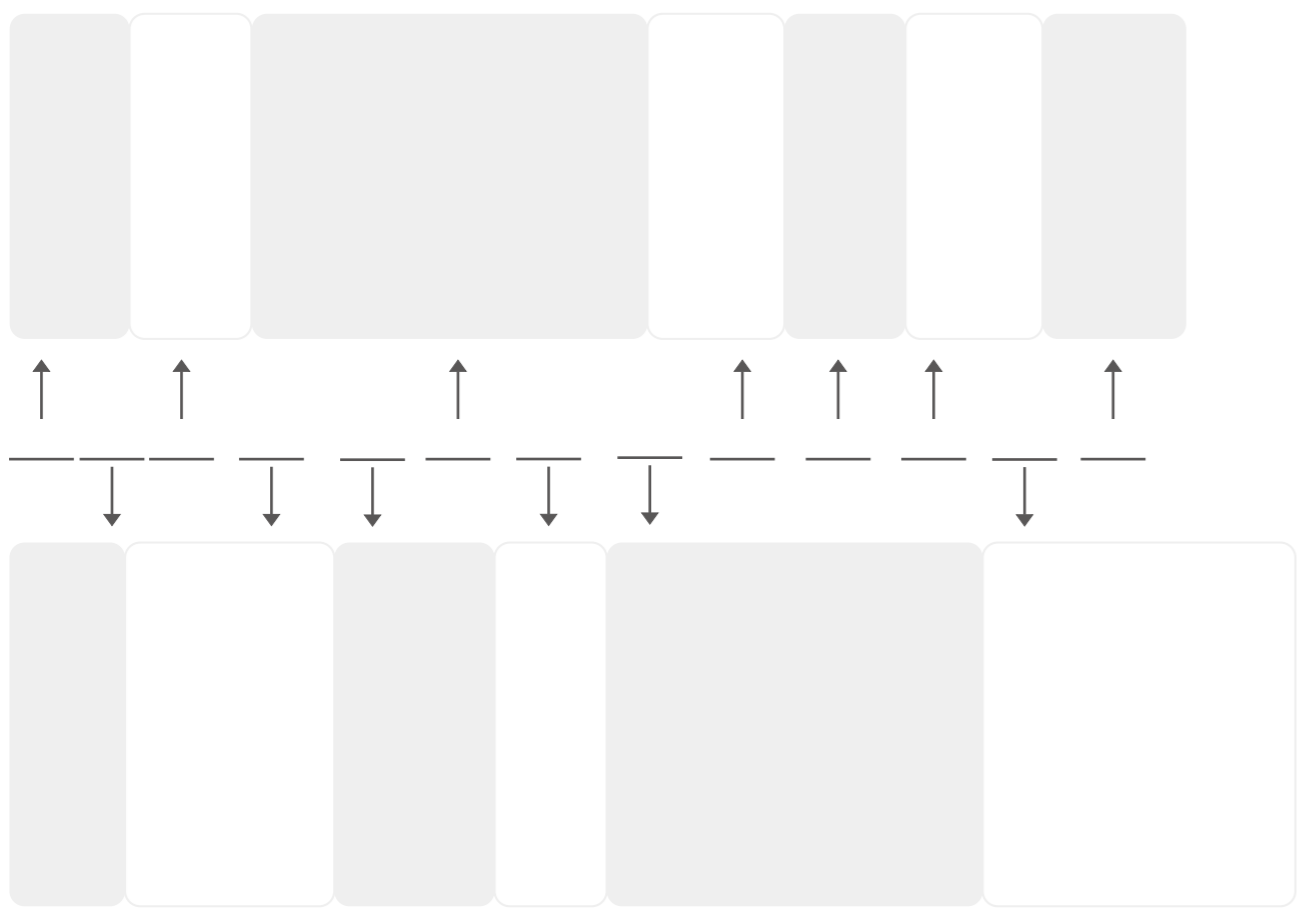
		AC400V	AC230V、DC110V	DC220V	
		0.3s	0.5s	0.7s	1s 3s 5s
		0.3s	0.5s	0.7s	1s 3s
		3 3	4 4	5 5	6 6
		3 3	4 4	5 5	6 6
	M				
	3M				
	2H				
	3H				
		(3M 3H			
		1 1	2 1	3 2	5 3
			2	3	
			2	3 1	3 3
	N				

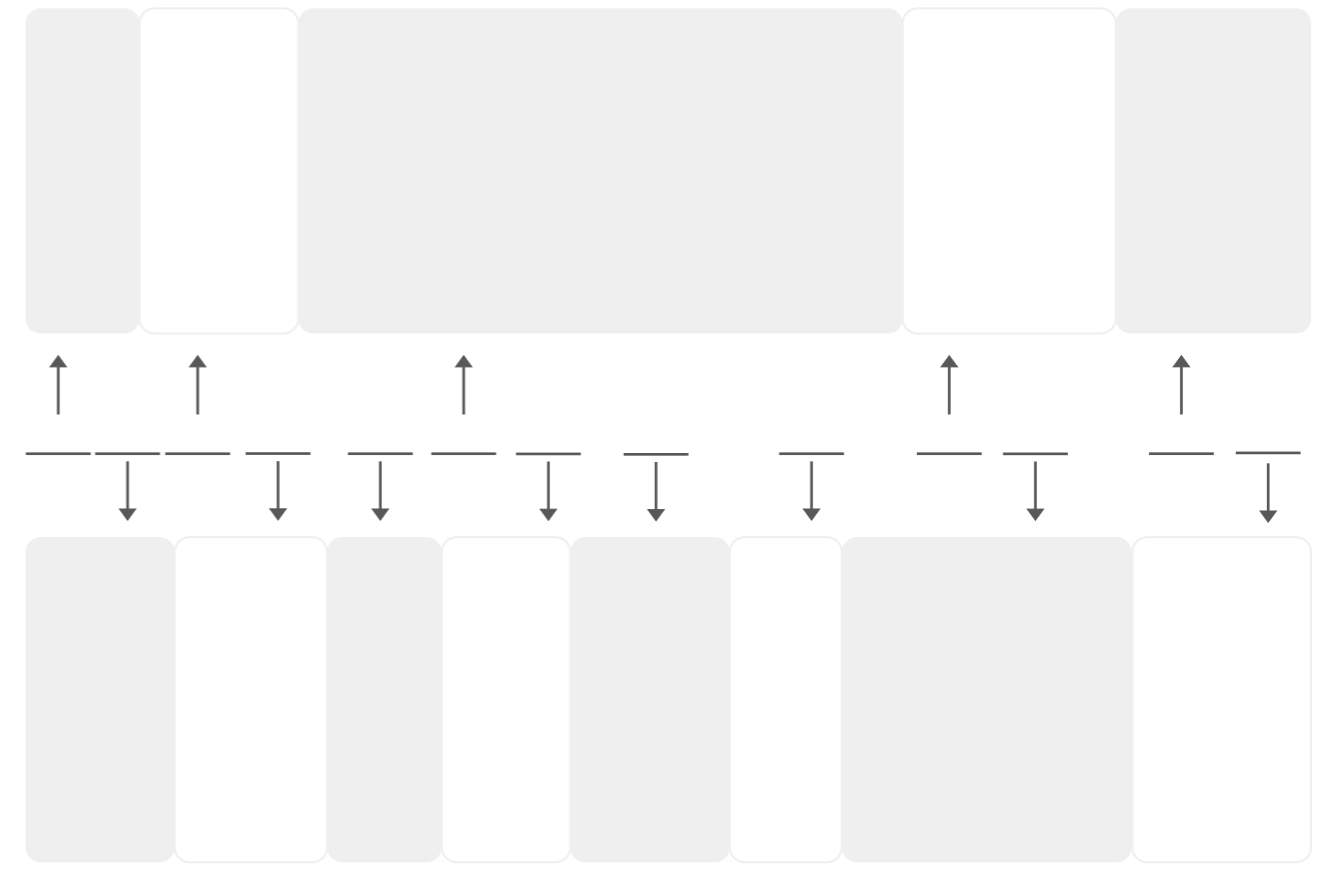
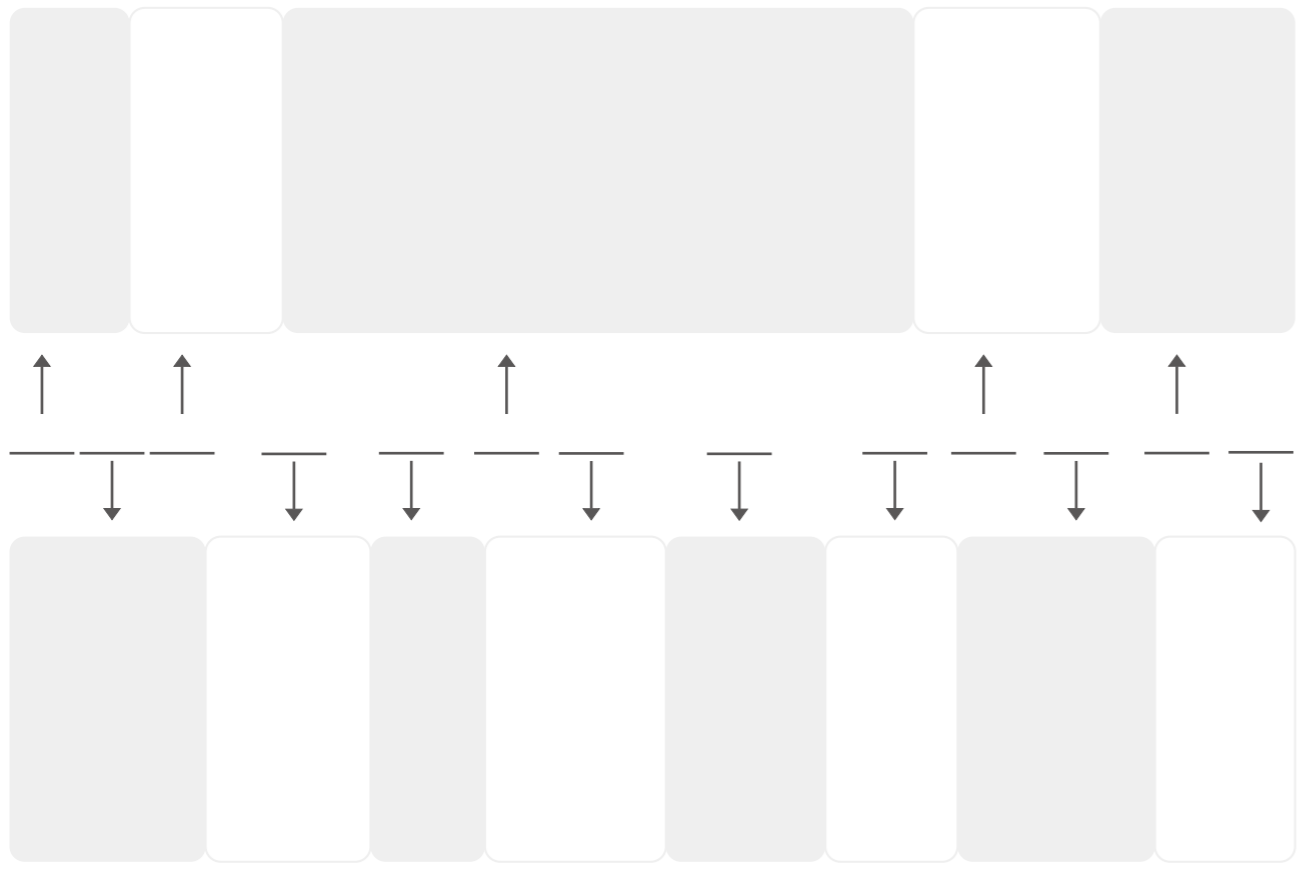
Optional accessories	Specifications
Undervoltage release	Working voltage: AC400V, AC230V, DC110V, DC220V Action time: instantaneous 0.3s, 0.5s, 0.7s, 1s, 3s, 5s combined delay range (0.3-10.5s); Delay and zero voltage delay: 0.3s, 0.5s, 0.7s, 1s, 3s combined delay range (0.3-0.75s)
Auxiliary switch	Switching type: 3 open and 3 closed, 4 open and 4 closed, 5 open and 5 closed, 6 open and 6 closed Independent type: 3 open and 3 closed, 4 open and 4 closed, 5 open and 5 closed, 6 open and 6 closed
Intelligent controller	M Current type, electric energy type, harmonic type
	3M Current type, voltage type, electric energy type, harmonic type
	2H Voltage type, electric energy type, generator electric energy type, communication
	3H Voltage type, electric energy type, harmonic type, generator electric energy type, generator harmonic type, communication
Other functions	Signal unit, required value function, contact wear, fault memory, closing times, clock (only available for 3M and 3H)
Interlocking mechanism	Opening position lock 1 lock 1 key, 2 lock 1 key, 3 lock 2 key, 5 lock 3 key
	Mechanical interlock Hard interlock: lever 2 interlock, lever 3 interlock Soft interlocking: wireline 2 interlocking, wireline 3 interlocking 1, wireline 3 interlocking 3
Other	Opening and closing button lock, door interlock, dust cover
External transformer	N-phase transformer, leakage transformer and ground current transformer
Power module	DC module
Relay module	Relay module



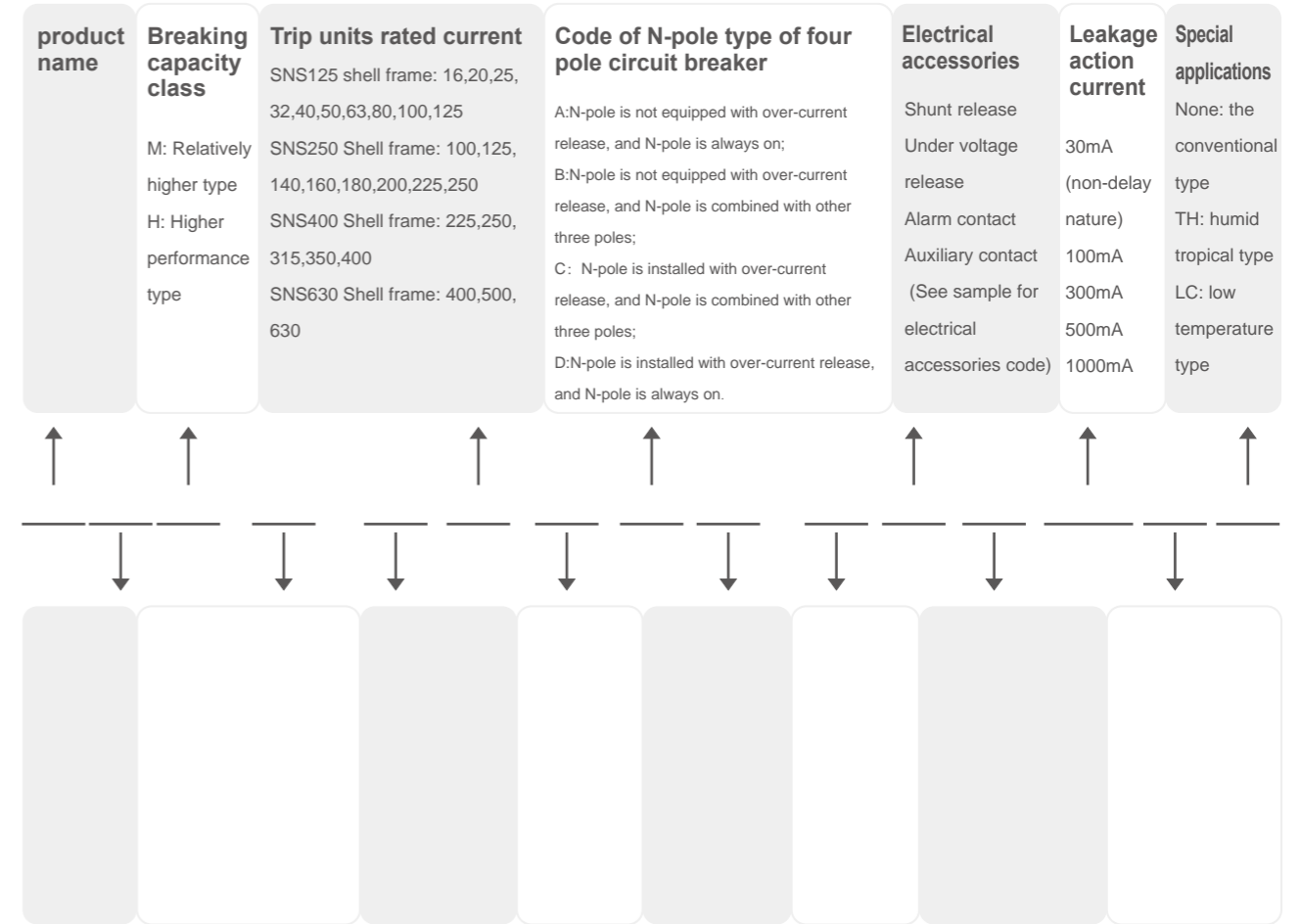
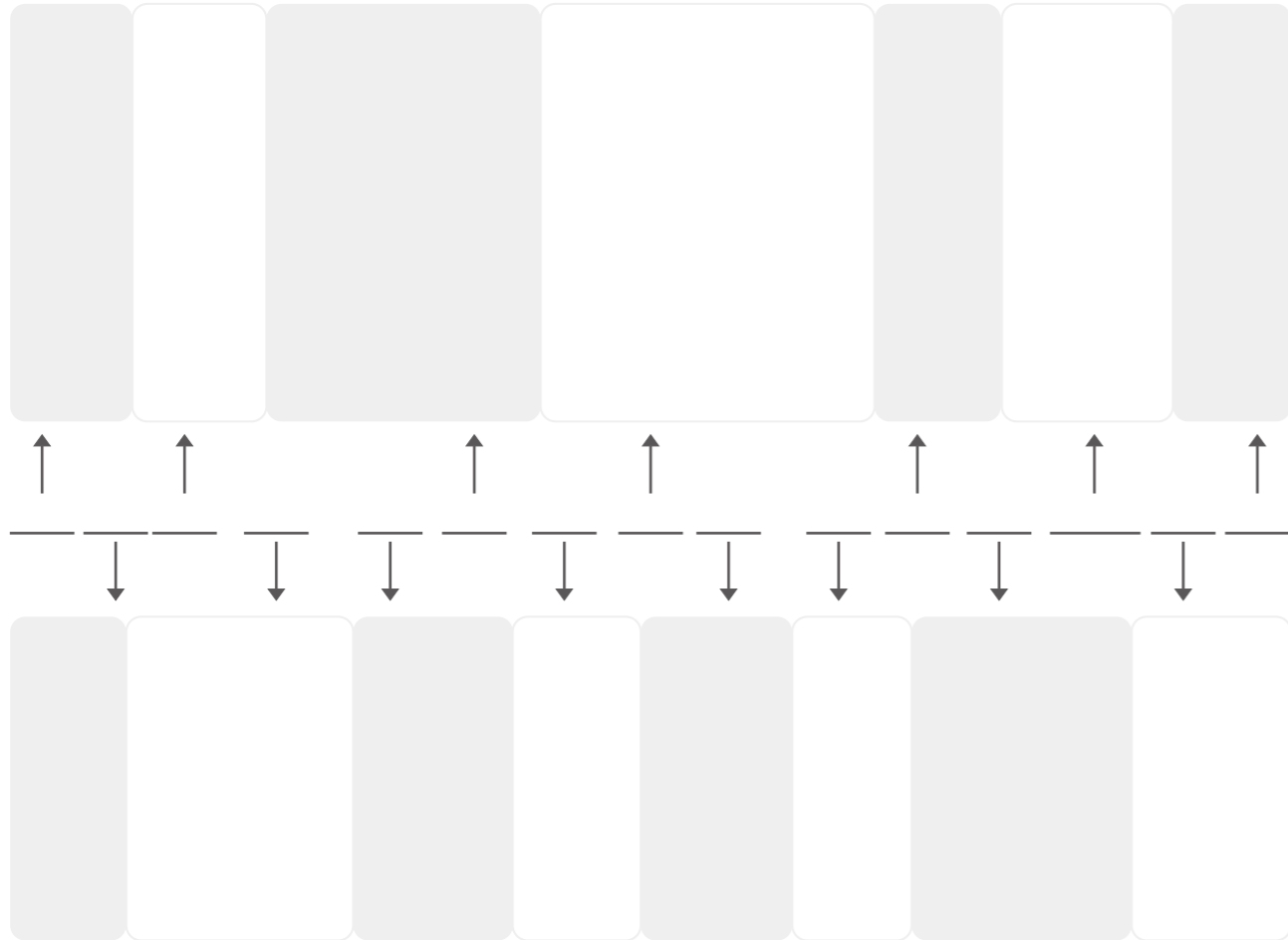




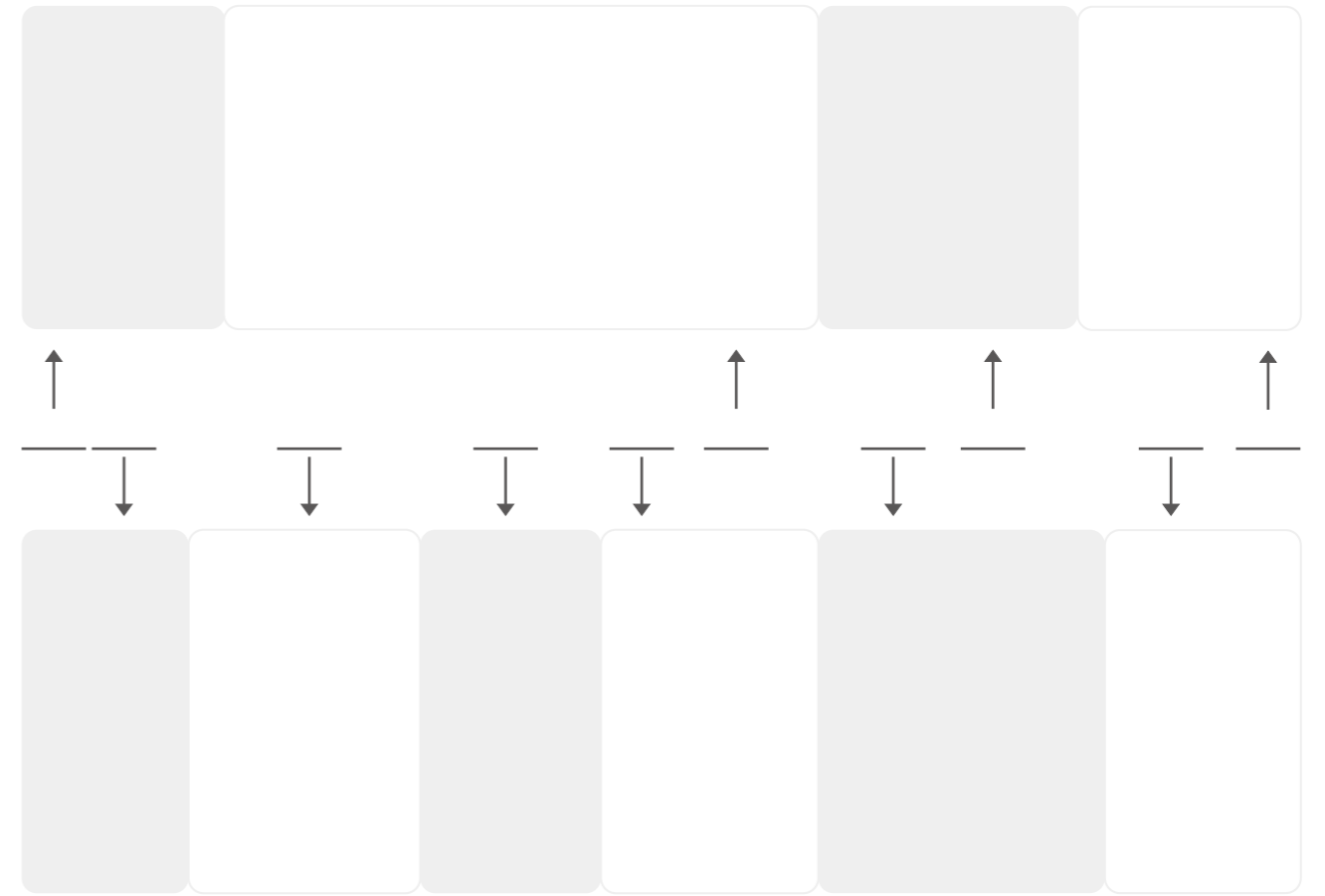


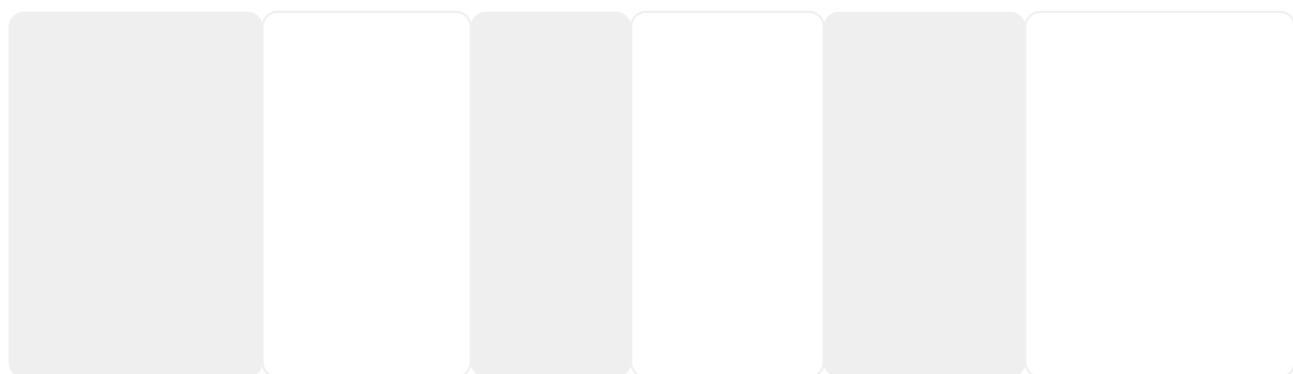




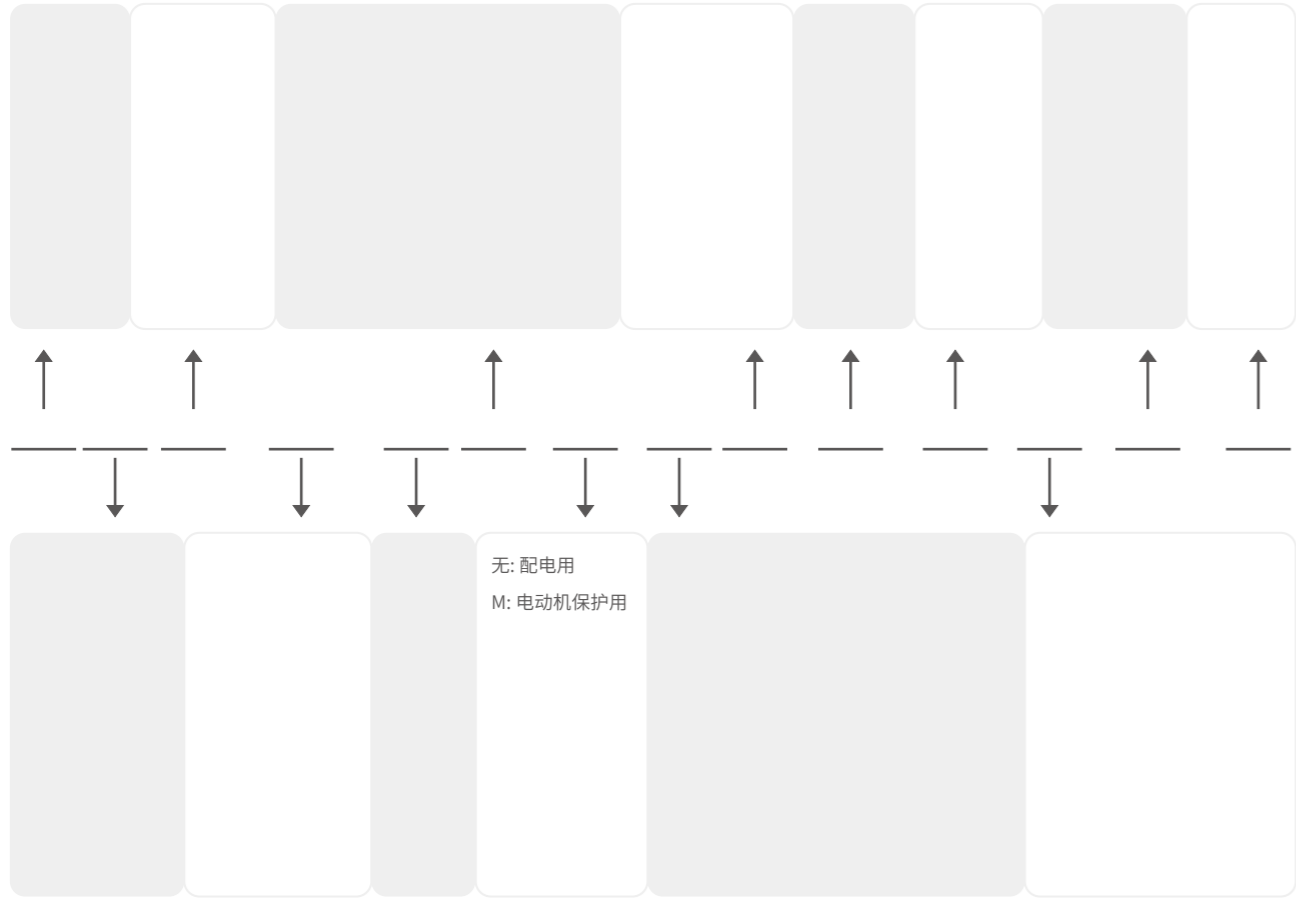


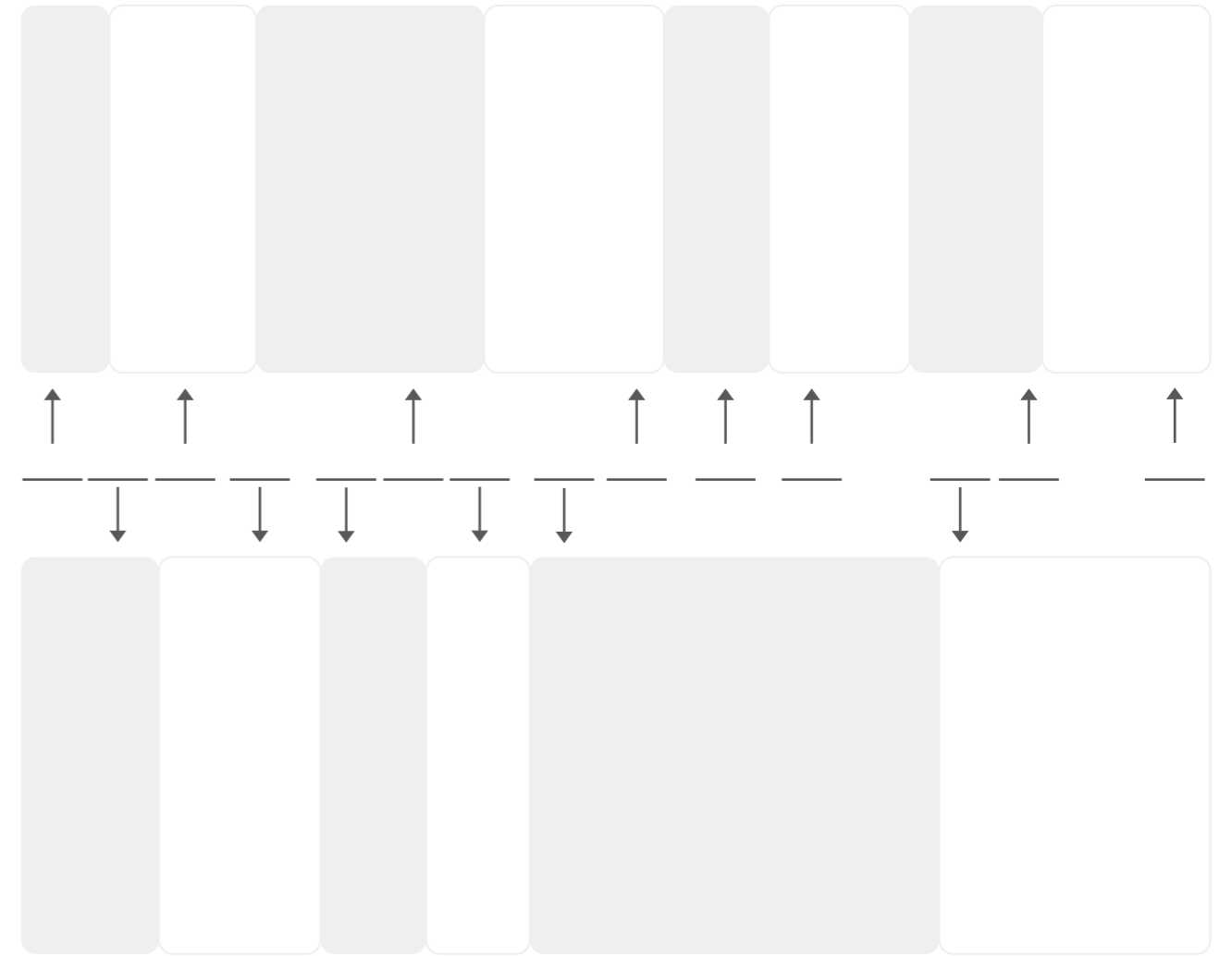
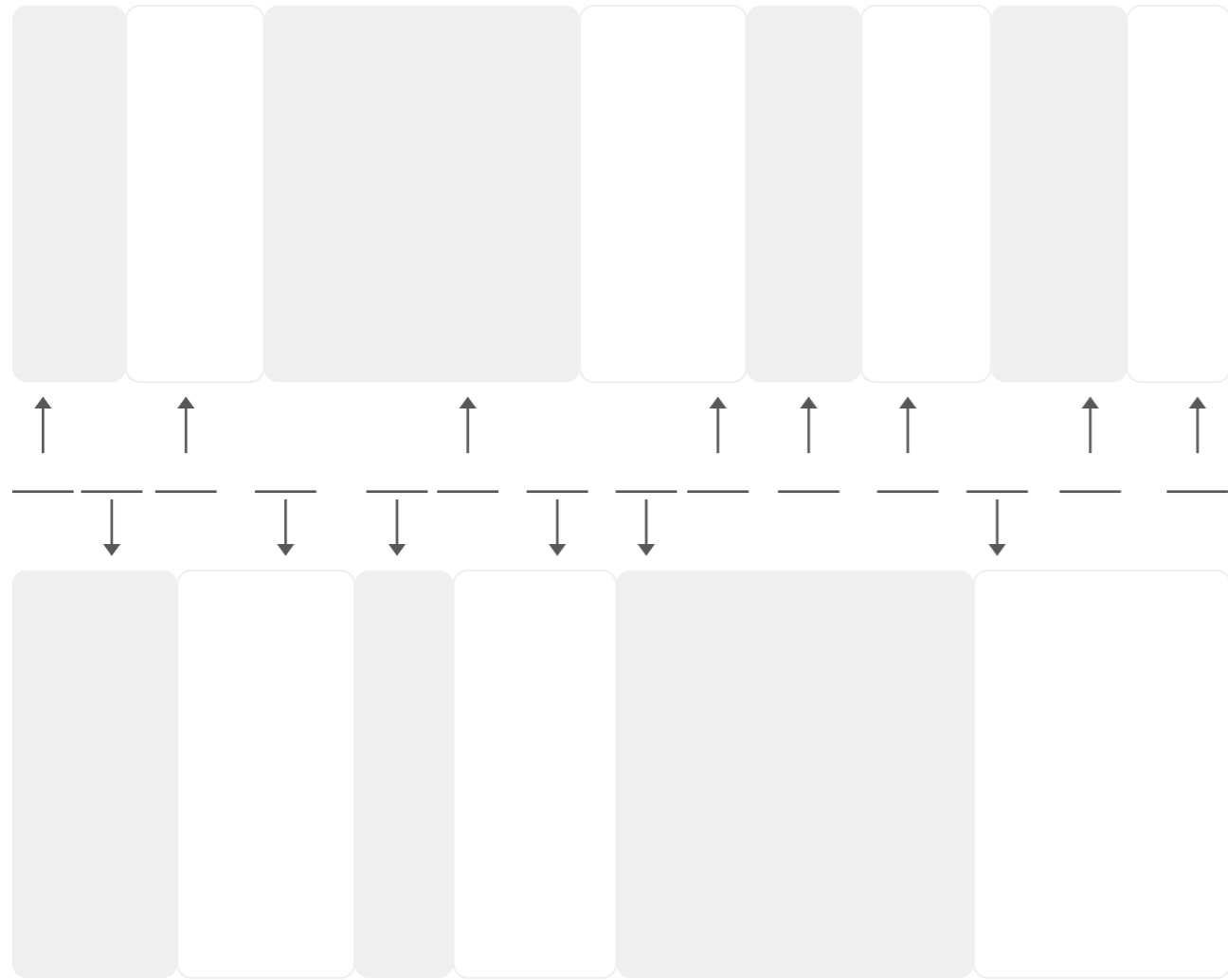


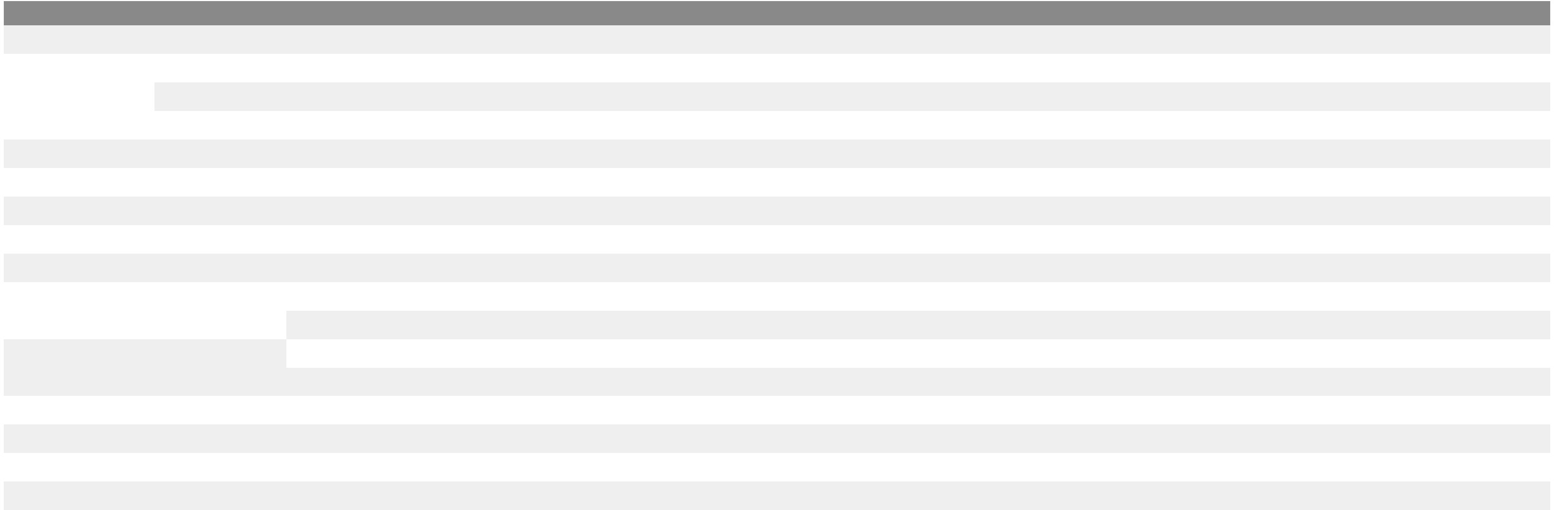
		SNS125		SNS250		SNS400		SNS630		
Number of poles		3 4		3 4		3 4		3 4		
Connect	Fixed	Front connection								
		Rear connection								
	Plug-in	Rear connection								
Rated current (A)		40	16/20/25/32/40/50/63/80/100/125		100/125/140/160/180/200/225/250		225/250/315/350/400		400/500/630	
Rated insulation voltage (V)		800		800		800		800		
Rated impulse withstand voltage (kV)		8		8		8		8		
Rated operational voltage (V)		AC50Hz	400V	400V		400V		400V		
Rated limit short-circuit breaking capacity				M	H	M	H	M	H	
		l _{cu} (kA)	AC50Hz	400V	50	70	50	70	65	70
Rated operational short-circuit breaking capacity				M	H	M	H	M	H	
		l _{cs} (kA)	AC50Hz	400V	35	50	35	50	50	70
Rated residual action current		I _n (A)	AC	0.03 /0.1/0.3/0.5		0.03 /0.1/0.3/0.5		0.1/0.3/0.5		0.3/0.5/1
			AC type residual current protection	0.03 (non-delay type only) /0.1/0.3/0.5		0.03 (non-delay type only) /0.1/0.3/0.5		0.1/0.3/0.5		0.3/0.5/1
			A	0.03 /0.1/0.3/0.5		0.03 /0.1/0.3/0.5		0.1/0.3/0.5		0.3/0.5/1
			Type A residual current protection	0.03 (non-delay type only) /0.1/0.3/0.5		0.03 (non-delay type only) /0.1/0.3/0.5		0.1/0.3/0.5		0.3/0.5/1
Rated residual non-action current		I _{no} (A)	1/2I _n		1/2I _n		1/2I _n		1/2I _n	
Rated residual short circuit making (breaking) capacity		I _m (kA)	1/4I _{cu}		1/4I _{cu}		1/4I _{cu}		1/4I _{cu}	



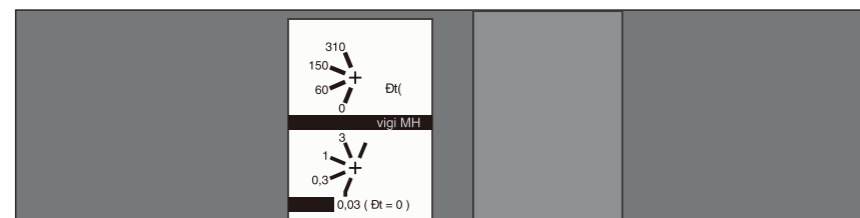


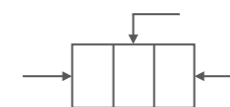


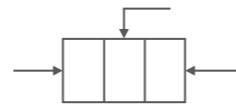




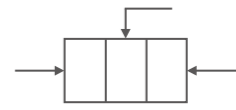




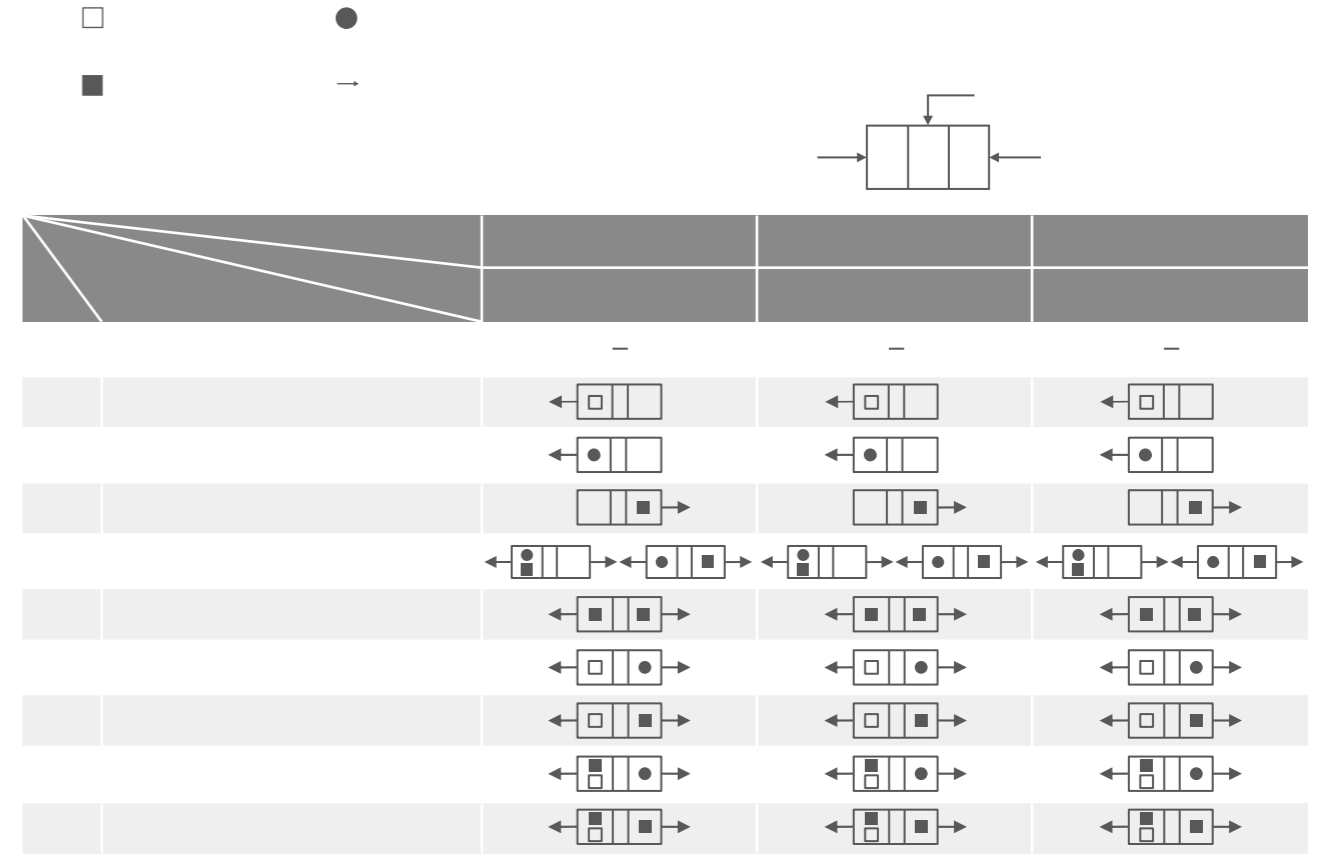
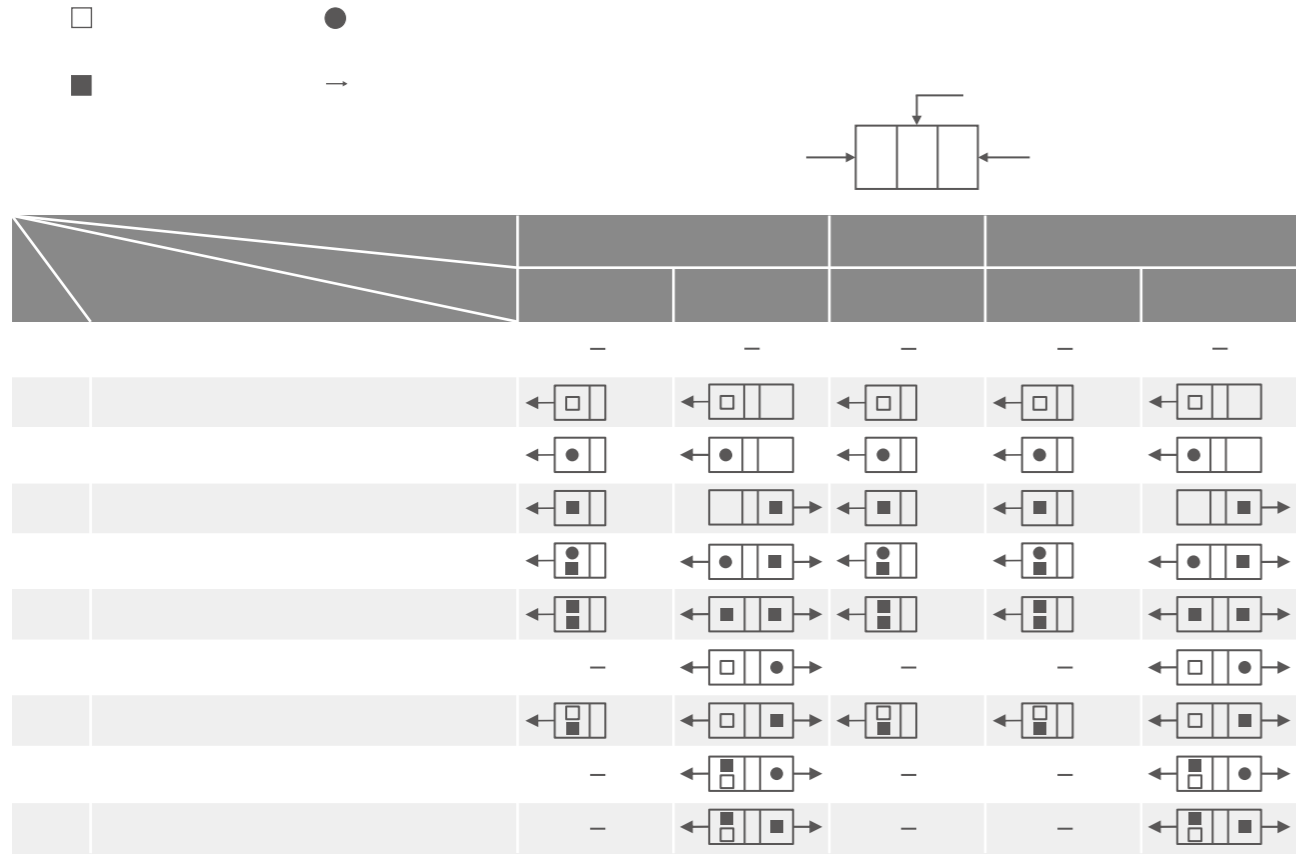


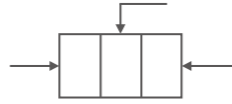


		-	-	-	-	-	-	-	-
		← □ □	← □ □	← □ □	← □ □	← □ □			
		← ● □	← ● □	← ● □	← ● □	← ● □			
		← ■ □	← ■ □	-	-	-			
		-	-	← ■ □	← ■ □	← ■ □			
		← ○ □	← ○ □	← ○ □	← ○ □	← ○ □			
		← ● ■	← ● ■	-	-	-			
		-	-	← ● ■	← ● ■	← ● ■			
		← ■ ●	← ■ ●	-	-	-			
		← ■ ■	← ■ ■	-	-	-			
		-	-	← ■ ■	← ■ ■	← ■ ■			
		← ■ ■	← ■ ■	-	-	-			
		← ■ ■	← ■ ■	-	-	-			
		← ○ ■	← ○ ■	-	-	-			
		-	-	← ○ ■	← ○ ■	← ○ ■			
		← ○ ■	← ○ ■	-	-	-			
		← ● □	← ● □	← ● □	← ● □	← ● □			
		← ■ □	← ■ □	-	-	-			
		-	-	← ■ □	← ■ □	← ■ □			
		← ○ □	← ○ □	← ○ □	← ○ □	← ○ □			
		← ● □	← ● □	-	-	-			
		-	-	← ■ □	← ■ □	← ■ □			
		← ■ □	← ■ □	-	-	-			
		← ○ □	← ○ □	-	-	-			
		-	-	← ■ □	← ■ □	← ■ □			
		← ○ □	← ○ □	-	-	-			
		-	-	← ■ □	← ■ □	← ■ □			



		-	-	-	-	-	-	-	-
		← □ □	← □ □	← □ □	← □ □	← □ □	← □ □		
		← ● □	← ● □	-	← □ ●	-	← □ ●		
		← ■ □	← ■ □	-	-	-	-		
		-	-	← ■ □	← ■ □	← ■ □	← ■ □		
		← ■ □	← ■ □	-	-	-	-		
		← ○ □	← ○ □	← ○ □	← ○ □	← ○ □	← ○ □		
		-	← ● ■	-	-	-	-		
		-	-	-	← ■ ●	-	← ■ ●		
		-	← ● ■	-	-	-	-		
		-	-	-	← ○ ●	-	← ○ ●		
		-	← ■ ■	-	-	-	-		
		-	-	-	← ■ ■	-	← ■ ■		
		-	← ■ ■	-	-	-	-		
		-	← ○ ■	-	-	-	-		
		-	← ○ ■	-	-	-	-		
		-	← ● □	-	← ○ □	-	← ○ □		
		-	← ○ □	-	-	-	-		
		← ■ □	← ■ □	-	-	-	-		
		-	-	← ■ □	← ■ □	← ■ □	← ■ □		
		-	← ○ □	-	-	-	-		
		-	-	-	← ■ □	-	← ■ □		
		-	← ○ □	-	-	-	-		
		-	← ● □	-	← ○ □	-	← ○ □		
		-	-	-	← ■ □	-	← ■ □		
		-	← ○ □	-	-	-	-		





- - -

